



CLINIC NAME  
CLINIC ADDRESS

CONTACT: 9876543210

TEST DATE: 03/Dec/2018 11:57

NAME: **PATIENT NAME**

PATIENT ID: 104

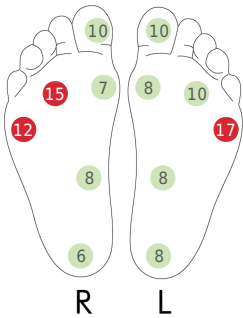
GENDER: F

CONTACT: 0987654321 DOB: AGE: 52

## OVERVIEW

Diabetic Peripheral Neuropathy is the most common cause leading to foot ulceration, and can result in limb amputation. Diabetic patients are recommended to undergo comprehensive foot examination annually. In case of abnormal test results, patients are recommended to undergo a comprehensive foot assessment at least once in 3 months. If a patient is diagnosed with Peripheral Neuropathy, the patient's feet need to be inspected daily for corns, calluses, cuts, blisters, sores, signs of infection and changes in colour or temperature of the skin. It is recommended the patient consults the doctor immediately if any of the above signs are noticed.

## RESULTS

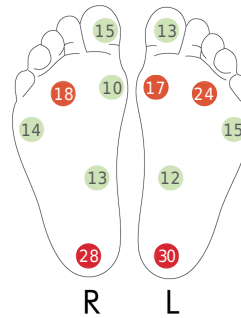


### MONOFILAMENT

**High Risk**

**Low Risk** : Tactile sensation is felt using a 10 gram monofilament at Hallux, 1st, 3rd, and 5th Metatarsal Heads bilaterally.

**High Risk** : Value greater than 10 grams at any one of the 4 points - Hallux, 1st, 3rd, and 5th Metatarsal Heads.



### VIBRATION PERCEPTION

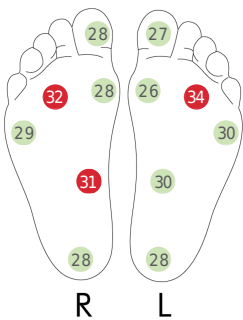
**High Risk**

**Low Risk** : Vibration detected below 15V.

**Intermediate Risk** : Vibration detected between 16 V to 24 V at any one of the test points.

**High Risk** : Value detected above 25V at any one of the test points.

*Reference - International Diabetes Federation. Clinical Practice Recommendation on the Diabetic Foot: A guide for healthcare professionals: International Diabetes Federation, 2017.*

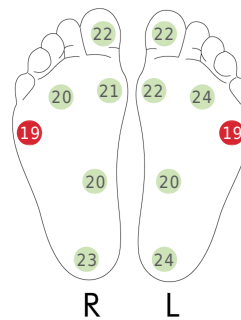


### HOT PERCEPTION

**High Risk**

**Low Risk** : A perceived increase in temperature of up to 5° C from the ambient temperature.

**High Risk** : Failure to perceive the increase in temperature.



### COLD PERCEPTION

**High Risk**

**Low Risk** : A perceived decrease in temperature of up to 5° C from the ambient temperature.

**High Risk** : Failure to perceive the decrease in temperature.



### SKIN TEMPERATURE

Localized increase or decrease in temperature of more than 2° C in comparison with a similar anatomical area in the other foot/limb may signify inflammation/infection or vascular insufficiency; which needs to be clinically correlated

## RECOMMENDATION

Consult your doctor for further evaluation

---



---



---

Ambient Temperature: **25 °C**

## NOTES

---

---

---

---

---

## FURTHER INVESTIGATIONS

- FOOT SCAN (PLANTAR PRESSURE SCAN)
- VASCULAR ASSESSMENT
- FOOT BIOMECHANICAL ASSESSMENT

---

Dr. CONSULTING DOCTOR  
QUALIFICATION